

2022 Guide

TAILORED COLLECTIONS

∞ CLUBCLASS





SIX COLLECTIONS

EVOLUTION PAGE 5 – 11

A collection of Luxury Wool Tailoring. This hard wearing sustainable fabric made from recycled polyester, wool and Lycra is currently worn by tens of thousands of teams across multiple sectors.

ENVEE PAGE 12 – 19

The most advanced ultra stretch tailoring available for work Engineered using an ultra tech stretch Poly/Visc/Lycra that stretches in all directions for maximum comfort at work. Stylish, comfortable and performs.

EVERYONE PAGE 20 – 26

This superb one way stretch fabric is designed to be worn every day, everywhere by everyone. It is truly durable and a popular choice for a wide range of industries.

ENDURANCE ^{P.W.} PAGE 27 – 32

The Endurance Collection is made from fine wool mixed with branded low pil polyester to give the ultimate garment performance. When we use the word Performance we mean it.

ENDURANCE ^{P.V.} PAGE 33 – 38

Extreme performance like Endurance but at a more competitive price. The Endurance P.V. Collection is the best performing collection of business tailored clothing you can buy at this price level.

EVENTS PAGE 39 – 40

A collection of black trousers, waistcoats and skirts ideal for the demanding environments of hospitality. Tailored from a natural stretch Polyester fabric that is designed to look good day in, day out. Wash after wash.

**EVERY
SUIT
CONTAINS
45
RECYCLED
PLASTIC
BOTTLES**

CLUBCLASS

CORPORATE CLOTHING THAT DOESN'T COST THE EARTH

The polyester used in our collections is made from recycled plastic bottles

That means by wearing Clubclass Corporate Clothing you are preventing plastic bottles reaching our oceans and landfill.

Yet we don't want to stop there. We have a world class supply chain team and we're constantly looking at fabric innovation to improve the sustainability of our garments.

As a company we adhere to several internationally recognised industry standards.





TAILORING **BUILT TO LAST**

The quality and dimensions of the interlining and canvas, developed by our in house technician adds shape that performs day in day out even in the most demanding roles.

The quality of the construction in each garment enables supreme reliability. Each component that we use is tested extensively. We select only the finest fabrics and then ensure they reach a minimum standard for abrasion and pilling.

6 collections each with a specific job to do. All collections offer classic and fashionable styles and slim, tailored and classic fits to clothe diverse teams.

CLUBCLASS





EVOLUTION

THE LUXURY WOOL COLLECTION

This hard wearing sustainable fabric made from recycled polyester, wool and lycra is currently worn by tens of thousands of teams across multiple sectors.

Fabric Composition

64 % Recycled Polyester
34 % Wool
2 % Lycra Weft Stretch

315 Grams
Per Linear Metre

3 Colours Available

Black
Charcoal
Navy

How the fabric performs

- ✓ 1 Way Stretch Fabric
- ✓ Comfortable
- ✓ Sustainability
- ✓ Durable
- ✓ Easy to wash and look after

THE LUXURY WOOL COLLECTION

EVOLUTION



Image Above
Islington Ladies Jacket
Charcoal

Image Left
Tooting Slim Fit Mens Jacket
Navy



Image
Sloane Dress
Evolution Collection
Charcoal

”

What the fabric
designer says

A versatile twill construction
using high twist yarns that
ensures the uniform looks
good all day, every day.

Worn everyday by

- ✓ Hospitality Leisure and Airlines
- ✓ Bus, Rail and Road
- ✓ Office and Retail
- ✓ Events and Promotion
- ✓ Ceremonial
- ✓ Academy and Sixth Form

Tested to perfection

Durability	50,000 + Rubs on the Martindale test
Pilling	Grade 4/5
Fabric meets	Oeko-Tex standard 100

EVOLUTION
MENS JACKETS

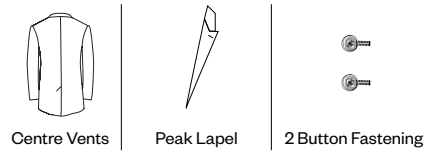


PROMOTIONAL OFFER

This garment has promotional offers available on bulk orders
Please contact us directly


Tooting
Slim Fit Jacket

Out close to the body for a slim silhouette, it is fitted through the shoulder, chest and waist.



Charcoal J6005C	Black J6005B	Navy J6005N
--------------------	-----------------	----------------

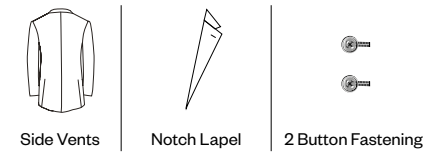
Lengths Available	UK SIZES	EU SIZES
Short Reg Long	34 - 48	44 - 58

 **Wear with**
This Jacket is designed to sit with the **Leyton Slim Fit Trousers**




Limehouse
Tailored Fit Jacket

The regular fit has a tailored fit yet still allowing for ease of movement and comfort throughout the working day.



Charcoal J6000C	Black J6000B	Navy J6000N
--------------------	-----------------	----------------

Lengths Available	UK SIZES	EU SIZES
Short Reg Long	34 - 48 Short 34 - 50 Reg 36 - 50 Long	44 - 58 Short 44 - 60 Reg 46 - 60 Long

 **Wear with**
This Jacket is designed to sit with the **Soho Tailored Fit Trousers**



PROMOTIONAL OFFER

This garment has promotional offers available on bulk orders
Please contact us directly


Bond
Waistcoat


Designed to create a classic silhouette, the waistcoat comes in a generous fit allowing for comfort and ease of movement.



Charcoal W6004C	Black W6004B	Navy W6004N
--------------------	-----------------	----------------

Lengths Available	UK SIZES	EU SIZES
Regular	34 - 50	44 - 60

 **Wear with**
This Waistcoat is designed to sit with any trousers from the Evolution Collection




Create your own Style

If you are looking for a completely bespoke look, we understand the dynamics of your brief from the fabric, raw materials, design, sampling, manufacturing, environmental impacts and quality assurance through to the necessity of timely logistics.


We can create your full look from shirts to soft shells, knitwear to coats - saving you time and money by using one supplier to manage the whole process.

Contact us to find out more about our [Minimum Order Quantities](#)




Size Guide

Short	Men under 5'6" tall
Regular	Men between 5'7" & 6'1" tall
Long	Men over 6'1" tall



Samples

Order a fabric swatch to feel the fabric quality



Need help with a tender?

Contact us to discuss stock levels we will be happy to help you with your tender

EVOLUTION
MENS TROUSERS



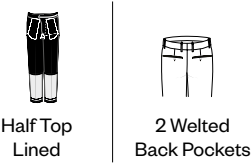
Leyton Slim Fit Trousers

These flat fronted slim fit trousers will give you definition as they sit close to your legs with a tapering effect.

Charcoal
T6006C

Black
T6006B

Navy
J6005N



Lengths Available	UK SIZES	EU SIZES
Short	28 – 40 Short	44 – 56 Short
Regular	28 – 42 Reg	44 – 58 Reg
Long	28 – 40 Long	44 – 56 Long
Un Finished	28 – 42 Un Finished	44 – 58 Un Finished



Wear with
These trousers are designed to sit with the **Tooting Slim Fit Jacket**




Soho Tailored Fit Trousers

Cut with a little extra room at the seat and a neatly tapered leg. These flat fronted trousers provide definition without the restriction.

Charcoal
T6002C

Black
T6002B

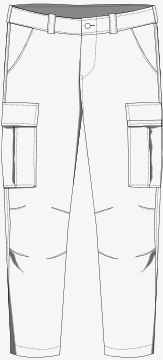
Navy
J6002N



Lengths Available	UK SIZES	EU SIZES
Short	28 – 50 Short	44 – 66 Short
Regular	28 – 50 Reg	44 – 66 Reg
Long	28 – 50 Long	44 – 66 Long
Un Finished	28 – 50 Un Finished	44 – 66 Un Finished



Wear with
These trousers are designed to sit with the **Limehouse Tailored Fit Jacket**



Create your own Style

If you are looking for a completely bespoke look, we understand the dynamics of your brief from the fabric, raw materials, design, sampling, manufacturing, environmental impacts and quality assurance through to the necessity of timely logistics.

We can create your full look from shirts to soft shells, knitwear to coats - saving you time and money by using one supplier to manage the whole process.

Contact us to find out more about our [Minimum Order Quantities](#)

Inside Leg Measurements

Short	29"IL	74 ^{CM}
Regular	31"IL	79 ^{CM}
Long	33"IL	84 ^{CM}
Un Finished	37"IL	94 ^{CM}



Samples
Order a fabric swatch to feel the fabric quality




Need help with a tender?
Contact us to discuss stock levels we will be happy to help you with your tender




Temple
Tailored Fit Jacket


Tailored to perfection, the jacket features peak lapels and elegant waist-cinching darts.



Centre Back Vent



Peak Lapel



2 Button Fastening


Charcoal J3013C	Black J3013B	Navy J3013N
--------------------	-----------------	----------------

Lengths Available	UK SIZES	EU SIZES
Petite Reg Long	4 – 20 Petite 4 – 24 Reg 6 – 24 Long	32 – 48 Petite 32 – 52 Reg 34 – 52 Long




Islington
Tailored Fit Jacket


Create a smart silhouette in an instant with this single-breasted tailored jacket, with 4 panel back detailing designed to flatter the waist.



4 Panel Back Detail



Tulip Lapel With AMF details



2 Button Fastening


Charcoal J3000C	Black J3000B	Navy J3000N
--------------------	-----------------	----------------

Lengths Available	UK SIZES	EU SIZES
Petite Reg Long	4 – 20 Petite 4 – 24 Reg 6 – 24 Long	32 – 48 Petite 32 – 52 Reg 34 – 52 Long




Strand
Waistcoat

Designed to create a classic yet flattering silhouette, allowing for comfort and ease of movement throughout the working day.



Fabric Back



5 Button Fastening

Charcoal V3008C	Black V3008B	Navy V3008N
--------------------	-----------------	----------------

Lengths Available	UK SIZES	EU SIZES
Regular	4 – 24	32 – 52



Create your own Style

If you are looking for a completely bespoke look, we understand the dynamics of your brief from the fabric, raw materials, design, sampling, manufacturing, environmental impacts and quality assurance through to the necessity of timely logistics.

We can create your full look from shirts to soft shells, knitwear to coats - saving you time and money by using one supplier to manage the whole process.

Contact us to find out more about our Minimum Order Quantities



Size Guide
Petite Women under 5'2" tall
Regular Women between 5'3" & 5'9" tall
Long Women over 5'10" tall



Samples
Order a fabric swatch to feel the fabric quality



Wear with
All ladies jackets & waistcoats are designed to work with the all the Evolution trousers, dresses and skirts.

EVOLUTION
LADIES TROUSERS




PROMOTIONAL OFFER

This garment has promotional offers available on bulk orders
Please contact us directly



Pentonville Slim Fit Trousers

These slim fit trousers will give you beautiful definition as they sit close to your legs
flattering your shape.

		
Non functional back pocket welts	2 Front Pockets	Zip Cash Pocket
Charcoal T3012C	Black T3012B	Navy T3012N

Lengths Available	UK SIZES	EU SIZES
Petite Reg Long Unfinished	4 – 24	32 – 52



PROMOTIONAL OFFER

This garment has promotional offers available on bulk orders
Please contact us directly



Kensington Tailored Fit Trousers

Cut with a little extra room around the top of the leg and a neatly tapered leg to elongate the leg length.



		
Non functional back pocket welts	2 Front Pockets	
Charcoal T3008C	Black T3008B	Navy T3008N

Lengths Available	UK SIZES	EU SIZES
Petite Reg Long Unfinished	4 – 24	32 – 52



Regent Classic Fit Trousers

A flattering straight-leg trouser in a wearable comfortable classic fit with a mid rise.

		
Key Loop	No back pockets	
Charcoal T3007C	Black T3007B	Navy T3007N

Lengths Available	UK SIZES	EU SIZES
Petite Reg Long Unfinished	4 – 24	32 – 52



Create your own Style

If you are looking for a completely bespoke look, we understand the dynamics of your brief from the fabric, raw materials, design, sampling, manufacturing, environmental impacts and quality assurance through to the necessity of timely logistics.

We can create your full look from shirts to soft shells, knitwear to coats - saving you time and money by using one supplier to manage the whole process.

Contact us to find out more about our Minimum Order Quantities

Size Guide	
Petite	Women under 5'2" tall
Regular	Women between 5'3" & 5'9" tall
Long	Women over 5'10" tall

Samples
Order a fabric swatch to feel the fabric quality




Wear with
All ladies trousers are designed to work with the all the Evolution jackets and waistcoats.

Hem widths shows are based on a size 8



Sloane
Shoulder Dart Dress

A fitted style with elegant waist-cinching darts designed to flatter any figure.




		
Fully Lined	Knee Length	Shoulder Darts
Charcoal D3009C	Black D3009B	Navy D3009N

Lengths Available	UK SIZES	EU SIZES
Regular	4 – 24	32 – 52

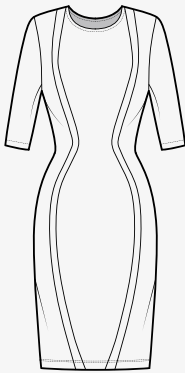


Angel
Pencil Skirt

The classic formal skirt remains a true hero piece. Shaped with a figure skimming fit, this chic skirt sits just above the knee.

		
Fully Lined	Front seam detail	Centre Vent
Charcoal S3004C	Black S3004B	Navy S3004N

Lengths Available	UK SIZES	EU SIZES
Reg Long	4 – 24	32 – 52
Regular (58cm 23" length)		
Long (64cm 25" length)		



Create your own Style

If you are looking for a completely bespoke look, we understand the dynamics of your brief from the fabric, raw materials, design, sampling, manufacturing, environmental impacts and quality assurance through to the necessity of timely logistics.

We can create your full look from shirts to soft shells, knitwear to coats - saving you time and money by using one supplier to manage the whole process.

Contact us to find out more about our Minimum Order Quantities



Size Guide
Petite Women under 5'2" tall
Regular Women between 5'3" & 5'9" tall
Long Women over 5'10" tall



Samples
Order a fabric swatch to feel the fabric quality



Need help with a tender?
Contact us to discuss stock levels we will be happy to help you with your tender

ENVEE

THE ULTIMATE COMFORT COLLECTION

Designed for movement this bi-stretch fabric is crafted in a way to enhance its stretch beyond that typically found in corporate wear.

Fabric Composition

68 % Recycled Polyester
28 % Viscose
4 % Lycra Weft Stretch

420 Grams
Per Linear Metre

4 Colours Available

Black
Grey Dot
Navy
Navy Dot

How the fabric performs

- ✓ 4 Way Stretch Fabric
- ✓ Comfortable
- ✓ Sustainability
- ✓ Durable
- ✓ Easy to wash and look after



Image Above
Larsen Ladies Jacket
Black

Image Left
King Slim Fit Trousers
Black



Images Above
Islington Ladies Jacket
Navy Dot

Puccini Mens Slim Fit Trousers
Grey Dot

Image Left
Strauss Slim Fit Mens Jacket
Navy Dot



Image
Mendelssohn Ladies Jacket
Navy Dot



What the fabric
designer says

The bi-stretch construction in the warp and the weft of the fabric makes this amongst the most comfortable tailoring to be found anywhere in the corporate sector.

Worn everyday by

- ✔ Hospitality Leisure and Airlines
- ✔ Office and Retail
- ✔ Ceremonial

Tested to perfection

Durability	100,000 + Rubs on the Martindale test
Pilling	Grade 4/5
Fabric meets	Oeko-Tex standard 100





Dancers Wear

Sibelious Mens Waistcoat
Navy Dot

Puccini Mens Slim Fit Trousers
Navy Dot

Mahler Ladies Waistcoat
Navy Dot

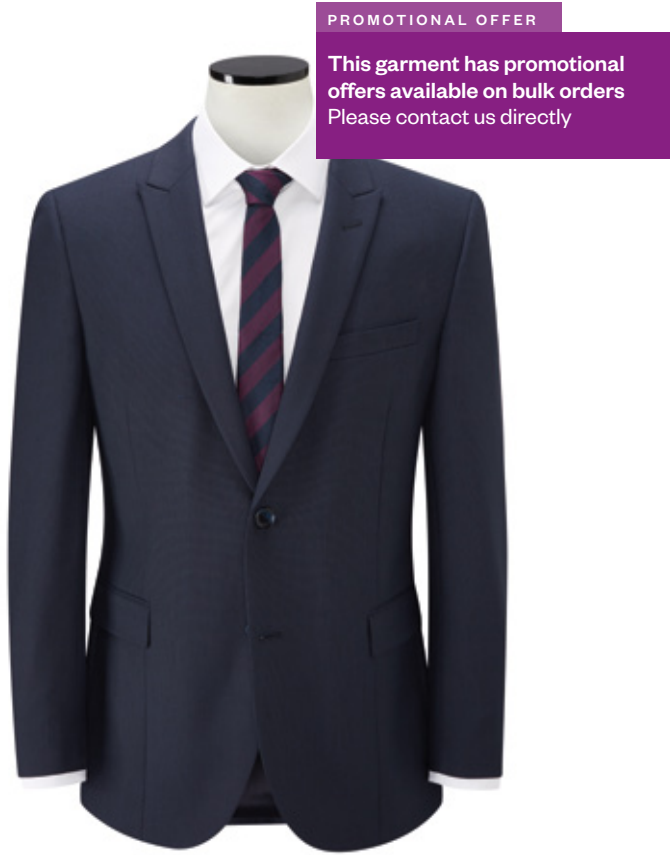
King Ladies Slim Fit Trousers
Navy Dot

Launch Event

To launch the Envee Collection we asked two contemporary dancers to test the stretch and movement of the garments, the results speak for themselves. The collection is now worn by worldwide large airlines, hotels and a wide range of industries.

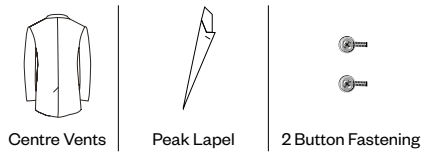


Order a fabric swatch
to feel the fabric quality



Strauss Slim Fit Jacket

Cut close to the body for a slim silhouette, it is fitted through the shoulder, chest and waist.



Black J8004B	Grey Dot J8004GD	Navy Dot J8004ND	Navy J8004N
-----------------	---------------------	---------------------	----------------

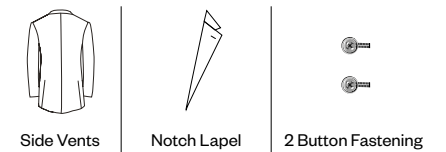
Lengths Available	UK SIZES	EU SIZES
Short Reg Long	32 – 46	42 – 56

Wear with
This Jacket is designed to sit with the **Puccini Slim Fit Trousers**



Ravel Tailored Fit Jacket

The regular fit has a tailored fit yet still allowing for ease of movement and comfort throughout the working day.



Black J8006B	Grey Dot J8006GD	Navy Dot J8006ND	Navy J8006N
-----------------	---------------------	---------------------	----------------

Lengths Available	UK SIZES	EU SIZES
Short Reg Long	34 – 50 Short 34 – 54 Reg 36 – 50 Long	44 – 60 Short 44 – 64 Reg 46 – 60 Long

Wear with
This Jacket is designed to sit with the **Wagner Tailored Fit Trousers**



Sibelius Waistcoat


Designed to create a classic silhouette, the waistcoat comes in a generous fit allowing for comfort and ease of movement.



Black V8002B	Grey Dot V8002GD	Navy Dot V8002ND	Navy V8002N
-----------------	---------------------	---------------------	----------------

Lengths Available	UK SIZES	EU SIZES
Regular	34 – 54	44 – 64

Wear with
This Waistcoat is designed to sit with any trousers from the Envee Collection



Create your own Style

If you are looking for a completely bespoke look, we understand the dynamics of your brief from the fabric, raw materials, design, sampling, manufacturing, environmental impacts and quality assurance through to the necessity of timely logistics.

We can create your full look from shirts to soft shells, knitwear to coats - saving you time and money by using one supplier to manage the whole process.

Contact us to find out more about our [Minimum Order Quantities](#)

Size Guide

Short	Men under 5'6" tall
Regular	Men between 5'7" & 6'1" tall
Long	Men over 6'1" tall

Samples

Order a fabric swatch to feel the fabric quality

Need help with a tender?

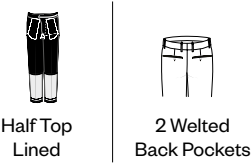
Contact us to discuss stock levels we will be happy to help you with your tender



Puccini Slim Fit Trousers

These flat fronted slim fit trousers will give you definition as they sit close to your legs with a tapering effect.

- Black
T8002B
- Grey Dot
T8002GD
- Navy Dot
T8002ND
- Navy
T8002N



Lengths Available	UK SIZES	EU SIZES
Short	28 – 40 Short	44 – 56 Short
Regular	28 – 42 Reg	44 – 58 Reg
Long	28 – 40 Long	44 – 56 Long
Un Finished	28 – 42 Un Finished	44 – 58 Un Finished


Wear with
These trousers are designed to sit with the **Strauss Slim Fit Jacket**



Wagner Tailored Fit Trousers

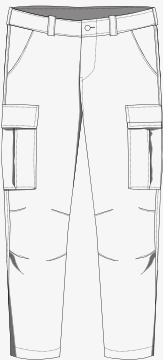
Cut with a little extra room at the seat and a neatly tapered leg. These flat fronted trousers provide definition without the restriction.

- Black
T8004B
- Grey Dot
T8004GD
- Navy Dot
T8004ND
- Navy
T8004N



Lengths Available	UK SIZES	EU SIZES
Short	28 – 50 Short	44 – 66 Short
Regular	28 – 50 Reg	44 – 66 Reg
Long	28 – 50 Long	44 – 66 Long
Un Finished	28 – 50 Un Finished	44 – 66 Un Finished

Wear with
These trousers are designed to sit with the **Ravel Tailored Fit Jacket**



Create your own Style

If you are looking for a completely bespoke look, we understand the dynamics of your brief from the fabric, raw materials, design, sampling, manufacturing, environmental impacts and quality assurance through to the necessity of timely logistics.

We can create your full look from shirts to soft shells, knitwear to coats - saving you time and money by using one supplier to manage the whole process.

Contact us to find out more about our [Minimum Order Quantities](#)

Inside Leg Measurements		
Short	29"IL	74 ^{CM}
Regular	31"IL	79 ^{CM}
Long	33"IL	84 ^{CM}
Un Finished	37"IL	94 ^{CM}

Samples
Order a fabric swatch to feel the fabrio quality

Need help with a tender?
Contact us to discuss stock levels we will be happy to help you with your tender

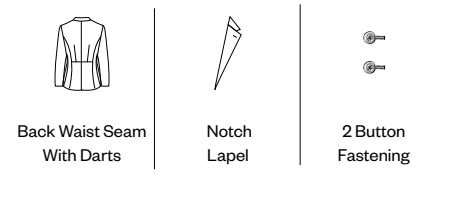
ENVEE
LADIES JACKETS

Looks
great with
dresses



Mendelssohn
Cropped Jacket

Impeccably cut, the cropped jacket is an elegant take on suiting designed to flatter the waist with 4 panels back detailing.



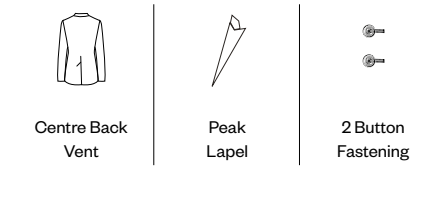
Black J8002B	Grey Dot J8002GD	Navy Dot J8002ND	Navy J8002N
-----------------	---------------------	---------------------	----------------

Lengths Available	UK SIZES	EU SIZES
Petite Reg Long	4 – 20 Petite 4 – 24 Reg 6 – 24 Long	32 – 48 Petite 32 – 52 Reg 34 – 52 Long



Larsen
Tailored Fit Jacket

Tailored to perfection, the jacket features peak lapels and elegant waist-cinching darts.



Black J8001B	Grey Dot J8001GD	Navy Dot J8001ND	Navy J8001N
-----------------	---------------------	---------------------	----------------

Lengths Available	UK SIZES	EU SIZES
Petite Reg Long	4 – 20 Petite 4 – 24 Reg 6 – 24 Long	32 – 48 Petite 32 – 52 Reg 34 – 52 Long

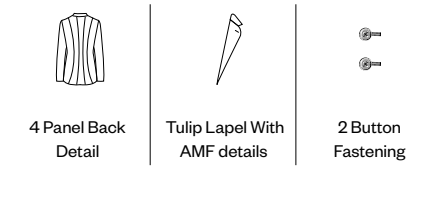
PROMOTIONAL OFFER

This garment has promotional offers available on bulk orders
Please contact us directly



Smyth
Tailored Fit Jacket

Create a smart silhouette in an instant with this single-breasted tailored jacket, with 4 panel back detailing designed to flatter the waist.



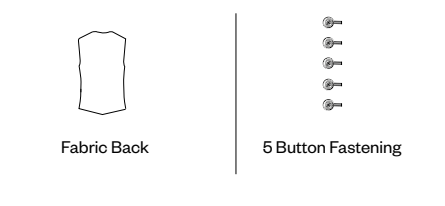
Black J8000B	Grey Dot J8000GD	Navy Dot J8000ND	Navy J8000N
-----------------	---------------------	---------------------	----------------

Lengths Available	UK SIZES	EU SIZES
Petite Reg Long	4 – 20 Petite 4 – 24 Reg 6 – 24 Long	32 – 48 Petite 32 – 52 Reg 34 – 52 Long



Mahler
Waistcoat

Designed to create a classic yet flattering silhouette, allowing for comfort and ease of movement throughout the working day.



Black V8000B	Grey Dot V8000GD	Navy Dot V8000ND	Navy V8000N
-----------------	---------------------	---------------------	----------------

Lengths Available	UK SIZES	EU SIZES
Regular	4 – 24	32 – 52



Create your own Style

If you are looking for a completely bespoke look, we understand the dynamics of your brief from the fabric, raw materials, design, sampling, manufacturing, environmental impacts and quality assurance through to the necessity of timely logistics.

We can create your full look from shirts to soft shells, knitwear to coats - saving you time and money by using one supplier to manage the whole process.

Contact us to find out more about our Minimum Order Quantities



Size Guide

Petite	Women under 5'2" tall
Regular	Women between 5'3" & 5'9" tall
Long	Women over 5'10" tall



Samples

Order a fabric swatch to feel the fabric quality



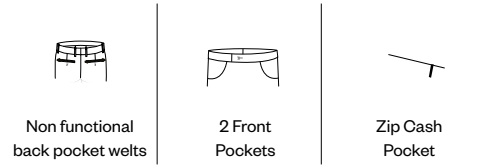
Wear with

All ladies jackets & waistcoats are designed to work with the all the Envee trousers, dresses and skirts.



King Slim Fit Trousers

These slim fit trousers will give you beautiful definition as they sit close to your legs flattering your shape.



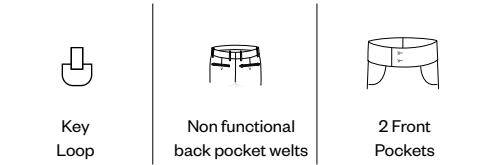
- Black
T8003B
- Grey Dot
T8003GD
- Navy Dot
T8003ND
- Navy
T8003N

Lengths Available	UK SIZES	EU SIZES
Petite Reg Long Unfinished	4 – 24	32 – 52



Wolfe Tailored Fit Trousers

Cut with a little extra room around the top of the leg and a neatly tapered leg to elongate the leg length.



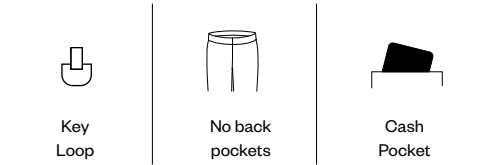
- Black
T8001B
- Grey Dot
T8001GD
- Navy Dot
T8001ND
- Navy
T8001N

Lengths Available	UK SIZES	EU SIZES
Petite Reg Long Unfinished	4 – 24	32 – 52



Leon Classic Fit Trousers

A flattering straight-leg trouser in a wearable comfortable classic fit with a mid rise.



- Black
T8000B
- Grey Dot
T8000GD
- Navy Dot
T8000ND
- Navy
T8000N

Lengths Available	UK SIZES	EU SIZES
Petite Reg Long Unfinished	4 – 24	32 – 52

PROMOTIONAL OFFER

This garment has promotional offers available on bulk orders
Please contact us directly



Create your own Style

If you are looking for a completely bespoke look, we understand the dynamics of your brief from the fabric, raw materials, design, sampling, manufacturing, environmental impacts and quality assurance through to the necessity of timely logistics.

We can create your full look from shirts to soft shells, knitwear to coats - saving you time and money by using one supplier to manage the whole process.

Contact us to find out more about our Minimum Order Quantities

Size Guide

Petite

Regular

Long

Women under 5'2" tall

Women between 5'3" & 5'9" tall

Women over 5'10" tall

Samples

Order a fabric swatch to feel the fabric quality

Wear with

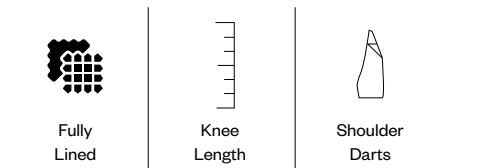
All ladies trousers are designed to work with the all the Envee jackets and waistcoats.

Hem widths shows are based on a size 8



Schumann
Shoulder Dart Dress

A fitted style with elegant waist-cinching darts designed to flatter any figure.



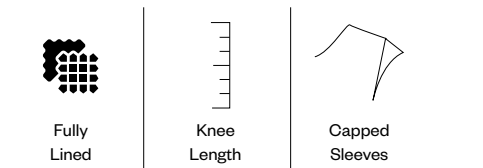
- | | | | |
|-----------------|---------------------|---------------------|----------------|
| Black
D8001B | Grey Dot
D8001GD | Navy Dot
D8001ND | Navy
D8001N |
|-----------------|---------------------|---------------------|----------------|

Lengths Available	UK SIZES	EU SIZES
Regular	4 – 24	32 – 52



Strozzi
Capped Sleeve Dress

V neck design with a fitted silhouette and an A-line shape over the hips and capped sleeves.



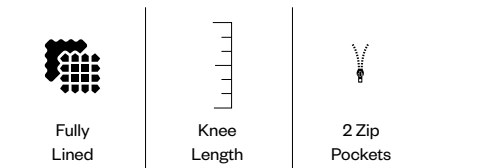
- | | | | |
|-----------------|---------------------|---------------------|----------------|
| Black
D8002B | Grey Dot
D8002GD | Navy Dot
D8002ND | Navy
D8002N |
|-----------------|---------------------|---------------------|----------------|

Lengths Available	UK SIZES	EU SIZES
Regular	4 – 24	32 – 52



Leonarda
Zip Pocket Dress

A smart practical dress with a fitted silhouette and short sleeves. 2 handy zip pockets make this dress a popular choice



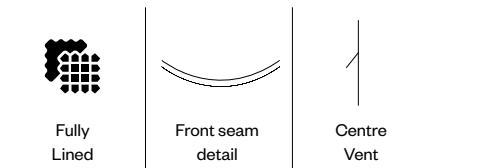
- | | | | |
|-----------------|---------------------|---------------------|----------------|
| Black
D8000B | Grey Dot
D8000GD | Navy Dot
D8000ND | Navy
D8000N |
|-----------------|---------------------|---------------------|----------------|

Lengths Available	UK SIZES	EU SIZES
Reg Long	4 – 24	32 – 52
Regular (58cm 23" length)		
Long (64cm 25" length)		



Caccini
Pencil Skirt

The classic formal skirt remains a true hero piece. Shaped with a figure skimming fit, this chic skirt sits just above the knee.



- | | | | |
|-----------------|---------------------|---------------------|----------------|
| Black
S8000B | Grey Dot
S8000GD | Navy Dot
S8000ND | Navy
S8000N |
|-----------------|---------------------|---------------------|----------------|

Lengths Available	UK SIZES	EU SIZES
Reg Long	4 – 24	32 – 52
Regular (58cm 23" length)		
Long (64cm 25" length)		



Handy
Key Loop

Size Guide

Petite Women under 5'2" tall

Regular Women between 5'3" & 5'9" tall

Long Women over 5'10" tall

Samples

Order a fabric swatch to feel the fabric quality

Wear with

All ladies dresses & skirts are designed to work with the all the Envee jackets

EVERYONE

THE EVERYDAY, EVERYWHERE COLLECTION

This superb one way stretch fabric is designed to be worn every day, everywhere by everyone. It is truly durable and a popular choice for a wide range of industries.

Fabric Composition

69 % Recycled Polyester
29 % Viscose
2 % Lycra Weft Stretch

315 Grams
Per Linear Metre

3 Colours Available

Black
Charcoal
Navy

How the fabric performs

- ✓ 1 Way Stretch Fabric
- ✓ Comfortable
- ✓ Sustainability
- ✓ Durable
- ✓ Easy to wash and look after

Finchley Ladies Jacket
Navy

Chiswick Slim Fit Trousers
Navy



THE EVERYDAY, EVERYWHERE COLLECTION

EVERYONE



Images Above
Aldgate Slim Fit Jacket
Navy

Farringdon Mens Jacket Detail
Charcoal

Images Left
Primrose Dress
Charcoal



What the fabric
designer says

Everyone is a plain weave
poly viscose lyrca fabric with
a high level of performance.

Worn everyday by

- ✓ Hospitality Leisure and
- ✓ Airlines
- ✓ Bus, Rail and Road
- ✓ Office and Retail
- ✓ Events and Promotion
- ✓ Ceremonial
- ✓ Academy and Sixth Form
- ✓ Facilities Management

Tested to perfection

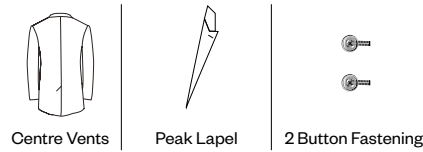
Durability	145,000 + Rubs on the Martindale test
Pilling	Grade 4/5
Fabric meets	Oeko-Tex standard 100

EVERYONE
MENS JACKETS




Aldgate
Slim Fit Jacket

Out close to the body for a slim silhouette, it is fitted through the shoulder, chest and waist.



Charcoal J1001C	Black J1001B	Navy J1001N
--------------------	-----------------	----------------

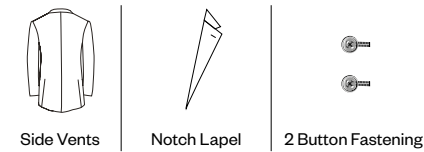
Lengths Available	UK SIZES	EU SIZES
Short Reg Long	32 – 46	42 – 56

 **Wear with**
This Jacket is designed to sit with the **Edgwear Slim Fit Trousers**




Farringdon
Tailored Fit Jacket

The regular fit has a tailored fit yet still allowing for ease of movement and comfort throughout the working day.



Charcoal J1000C	Black J1000B	Navy J1000N
--------------------	-----------------	----------------

Lengths Available	UK SIZES	EU SIZES
Short Reg Long	34 – 50 Short 34 – 54 Reg 36 – 50 Long	44 – 60 Short 44 – 64 Reg 46 – 60 Long

 **Wear with**
This Jacket is designed to sit with the **Harrow and the Putney Tailored Fit Trousers**




Borough
Waistcoat

Designed to create a classic silhouette, the waistcoat comes in a generous fit allowing for comfort and ease of movement.



Charcoal W1004C	Black W1004B	Navy W1004N
--------------------	-----------------	----------------

Lengths Available	UK SIZES	EU SIZES
Regular	34 – 54	44 – 64

 **Wear with**
This Waistcoat is designed to sit with any trousers from the Everyone Collection




Create your own Style

If you are looking for a completely bespoke look, we understand the dynamics of your brief from the fabric, raw materials, design, sampling, manufacturing, environmental impacts and quality assurance through to the necessity of timely logistics.

We can create your full look from shirts to soft shells, knitwear to coats - saving you time and money by using one supplier to manage the whole process.

Contact us to find out more about our Minimum Order Quantities




Size Guide

Short Men under 5'6" tall


Regular Men between 5'7" & 6'1" tall

Long Men over 6'1" tall



Samples

Order a fabric swatch to feel the fabric quality



Need help with a tender?

Contact us to discuss stock levels we will be happy to help you with your tender

EVERYONE
MENS TROUSERS



Edgware
Slim Fit Trousers

These flat fronted slim fit trousers will give you definition as they sit close to your legs with a tapering effect.



Charcoal
T1003C

Black
T1003B

Navy
T1003N

Lengths Available	UK SIZES	EU SIZES
Short	28 – 40	44 – 56
Regular	28 – 42	44 – 58
Long	28 – 40	44 – 56
Un Finished	28 – 42	44 – 58



Harrow
Tailored Fit Trousers

Cut with a little extra room at the seat and a neatly tapered leg. These flat fronted trousers provide definition without the restriction.



Charcoal
T1002C

Black
T1002B

Navy
T1002N

Lengths Available	UK SIZES	EU SIZES
Short	28 – 50	44 – 66
Regular	28 – 50	44 – 66
Long	28 – 50	44 – 66
Un Finished	28 – 50	44 – 66



←|→
FLEXIBLE
WAISTBAND

Putney Easy Waist
Tailored Fit Trousers

Exactly the same as the Harrow trouser yet a discreet elastic insert is fitted to the waistband to give waist ease while retaining a formal appearance.



Charcoal
T2012C

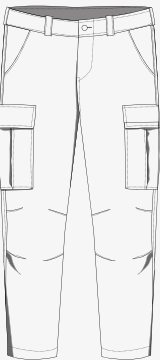
Black
T2012B

Navy
T2012N

Lengths Available	UK SIZES	EU SIZES
Short	28 – 50	44 – 66
Regular	28 – 50	44 – 66
Long	28 – 50	44 – 66
Un Finished	28 – 50	44 – 66

PROMOTIONAL OFFER

This garment has promotional offers available on bulk orders
Please contact us directly




Create your own Style


If you are looking for a completely bespoke look, we understand the dynamics of your brief from the fabric, raw materials, design, sampling, manufacturing, environmental impacts and quality assurance through to the necessity of timely logistics.

We can create your full look from shirts to soft shells, knitwear to coats - saving you time and money by using one supplier to manage the whole process.

Contact us to find out more about our Minimum Order Quantities

Inside Leg Measurements		
Short	29"IL	74 ^{CM}
Regular	31"IL	79 ^{CM}
Long	33"IL	84 ^{CM}
Un Finished	37"IL	94 ^{CM}

 Samples
Order a fabric swatch to feel the fabric quality

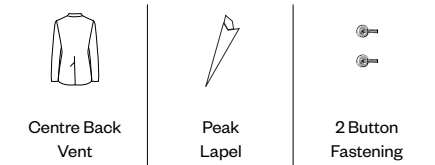
 Need help with a tender?
Contact us to discuss stock levels we will be happy to help you with your tender

EVERYONE
LADIES JACKETS



Finchley
Tailored Fit Jacket

Tailored to perfection, the jacket features peak lapels and elegant waist-cinching darts.



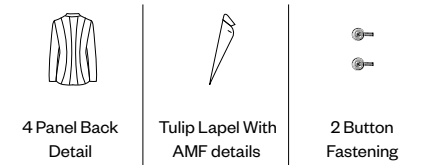
Charcoal J2001C	Black J2001B	Navy J2001N
--------------------	-----------------	----------------

Lengths Available	UK SIZES	EU SIZES
Petite Reg Long	4 – 20 Petite 4 – 24 Reg 6 – 24 Long	32 – 48 Petite 32 – 52 Reg 34 – 52 Long



Bloomsbury
Tailored Fit Jacket

Create a smart silhouette in an instant with this single-breasted tailored jacket, with 4 panel back detailing designed to flatter the waist.



Charcoal J2000C	Black J2000B	Navy J2000N
--------------------	-----------------	----------------

Lengths Available	UK SIZES	EU SIZES
Petite Reg Long	4 – 20 Petite 4 – 24 Reg 6 – 24 Long	32 – 48 Petite 32 – 52 Reg 34 – 52 Long




Poplar
Waistcoat

Designed to create a classic yet flattering silhouette, allowing for comfort and ease of movement throughout the working day.



Charcoal V2007C	Black V2007B	Navy V2007N
--------------------	-----------------	----------------

Lengths Available	UK SIZES	EU SIZES
Regular	4 – 24	32 – 52



Create your own Style

If you are looking for a completely bespoke look, we understand the dynamics of your brief from the fabric, raw materials, design, sampling, manufacturing, environmental impacts and quality assurance through to the necessity of timely logistics.

We can create your full look from shirts to soft shells, knitwear to coats - saving you time and money by using one supplier to manage the whole process.

Contact us to find out more about our Minimum Order Quantities



Size Guide
Petite Women under 5'2" tall
Regular Women between 5'3" & 5'9" tall
Long Women over 5'10" tall



Samples
Order a fabric swatch to feel the fabric quality



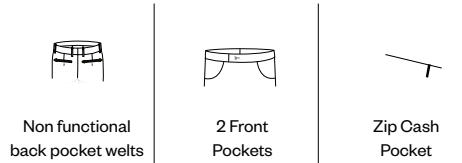
Wear with
All ladies jackets & waistcoats are designed to work with the all the Everyone trousers, dresses and skirts.

EVERYONE
LADIES TROUSERS



Chiswick Slim Fit Trousers

These slim fit trousers will give you beautiful definition as they sit close to your legs flattering your shape.



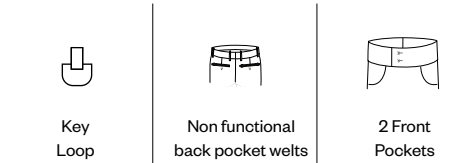
Charcoal T2011C Black T2011B Navy T2011N

Lengths Available UK SIZES EU SIZES
Petite | Reg | Long | Unfinished 4 – 24 32 – 52



Maidavale Tailored Fit Trousers

Cut with a little extra room around the top of the leg and a neatly tapered leg to elongate the leg length.



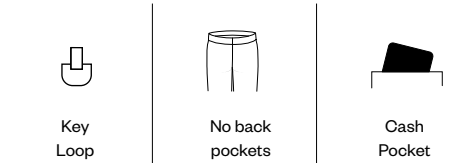
Charcoal T2004C Black T2004B Navy T2004N

Lengths Available UK SIZES EU SIZES
Petite | Reg | Long | Unfinished 4 – 24 32 – 52



Finsbury Classic Fit Trousers

A flattering straight-leg trouser in a wearable comfortable classic fit with a mid rise.



Charcoal T2003C Black T2003B Navy T2003N

Lengths Available UK SIZES EU SIZES
Petite | Reg | Long | Unfinished 4 – 24 32 – 52



Create your own Style

If you are looking for a completely bespoke look, we understand the dynamics of your brief from the fabric, raw materials, design, sampling, manufacturing, environmental impacts and quality assurance through to the necessity of timely logistics.

We can create your full look from shirts to soft shells, knitwear to coats - saving you time and money by using one supplier to manage the whole process.

Contact us to find out more about our Minimum Order Quantities

Size Guide

Petite
Regular
Long

Women under 5'2" tall
Women between 5'3" & 5'9" tall
Women over 5'10" tall

Samples

Order a fabric swatch to feel the fabric quality

Wear with

All ladies trousers are designed to work with the all the Everyone jackets and waistcoats.




Hem widths shows are based on a size 8

EVERYONE
LADIES DRESSES & SKIRTS



Primrose
Shoulder Dart Dress

A fitted style with elegant waist-cinching darts designed to flatter any figure.




		
Fully Lined	Knee Length	Shoulder Darts
Charcoal D2008C	Black D2008B	Navy D2008N
<hr/>		
Lengths Available	UK SIZES	EU SIZES
Regular	4 – 24	32 – 52

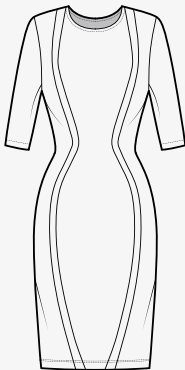


Handy
Key Loop

Holborn
Pencil Skirt

The classic formal skirt remains a true hero piece. Shaped with a figure skimming fit, this chic skirt sits just above the knee.

		
Fully Lined	Front seam detail	Centre Vent
Charcoal S2006C	Black S2006B	Navy S2006N
<hr/>		
Lengths Available	UK SIZES	EU SIZES
Reg Long	4 – 24	32 – 52
Regular (58cm 23" length)		
Long (64cm 25" length)		



Create your own Style

If you are looking for a completely bespoke look, we understand the dynamics of your brief from the fabric, raw materials, design, sampling, manufacturing, environmental impacts and quality assurance through to the necessity of timely logistics.

We can create your full look from shirts to soft shells, knitwear to coats - saving you time and money by using one supplier to manage the whole process.

Contact us to find out more about our Minimum Order Quantities



Size Guide

Petite	Women under 5'2" tall
Regular	Women between 5'3" & 5'9" tall
Long	Women over 5'10" tall



Samples

Order a fabric swatch to feel the fabric quality



Wear with

All ladies dresses & skirts are designed to work with the all the Everyone jackets

ENDURANCE ^{P.W.}

THE DURABLE WOOL COLLECTION

A fabric with sustainability and durability at its core. This recycled polyester wool blend has tens of thousands of happy wearers. A fantastic choice for more demanding sectors such as bus, road and rail sectors .

Fabric Composition

70 % Recycled Polyester
30 % Wool

360 Grams
Per Linear Metre

3 Colours Available

Black
Navy
Charcoal

How the fabric performs

- ✔ Comfortable
- ✔ Sustainability
- ✔ Durable
- ✔ Easy to wash and look after

Image
Docklands Mens Jacket
Black



THE DURABLE WOOL COLLECTION

ENDURANCE



Image Above
Docklands Mens Jacket
Charcoal

Image Left
Docklands Mens Jacket
Black

Bankside Ladies Jacket
Black



Image
Docklands Mens Jacket
Black



What the fabric
designer says

A versatile twill construction
using high twist yarns that
ensures the uniform looks
good all day, every day.

Worn everyday by

- ✓ Bus, Rail and Road Industries
- ✓ Ceremonial Sectors
- ✓ Facilities Management

Tested to perfection

Durability	99,000 + Rubs on the Martindale test
Pilling	Grade 4/5
Fabric meets	Oeko-Tex standard 100



Docklands
Classic Fit Jacket

Designed to create a classic silhouette, this is our most generous fit allowing for ease of movement and extra comfort.



Side Vents



Notoh Lapel



2 Button Fastening

Charcoal E4J0489	Black E4J0499	Navy E4J0459
Lengths Available Short Reg Long	UK SIZES 32 – 46	EU SIZES 42 – 56



Ritz
Waistcoat

Designed to create a classic silhouette, the waistcoat comes in a generous fit allowing for comfort and ease of movement.



Fabric Back



5 Button Fastening

Charcoal E5W0489	Black E5W0499	Navy E5W0459
Lengths Available Regular	UK SIZES 34 – 50	EU SIZES 44 – 60



Create your own Style

If you are looking for a completely bespoke look, we understand the dynamics of your brief from the fabric, raw materials, design, sampling, manufacturing, environmental impacts and quality assurance through to the necessity of timely logistics.

We can create your full look from shirts to soft shells, knitwear to coats - saving you time and money by using one supplier to manage the whole process.

[Contact us to find out more about our Minimum Order Quantities](#)



Size Guide
Short Men under 5'6" tall
Regular Men between 5'7" & 6'1" tall
Long Men over 6'1" tall



Samples
Order a fabric swatch to feel the fabric quality



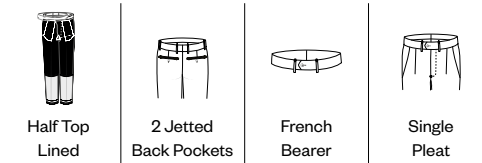
Wear with
All mens jackets & waistcoats are designed to work with the all the Endurance trousers

ENDURANCE
MENS TROUSERS



Principle
Classic Fit Trousers

A classic fit means the trousers provide plenty of room through the waist and leg.



Charcoal
E4T0489

Black
E4T0499

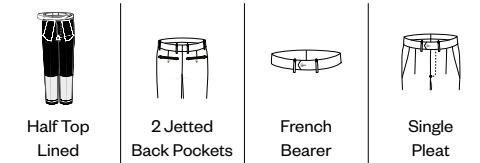
Navy
E4T0459

Lengths Available	UK SIZES	EU SIZES
Short Reg Long Unfinished	28 – 50	44 – 60



Principle Stripe
Classic Fit Trousers

A classic fit means the trousers provide plenty of room through the waist and leg.



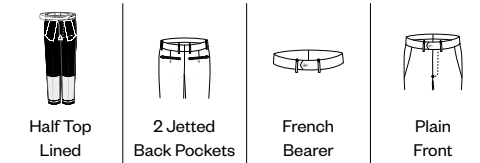
Grey Formal Stripe
E4T0479

Lengths Available	UK SIZES	EU SIZES
Short Reg Long Unfinished	28 – 50	44 – 60



Stanford
Classic Fit Trousers

A classic fit means the trousers provide plenty of room through the waist and leg.

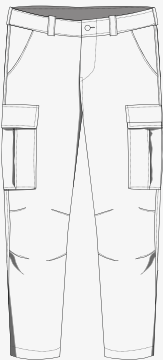


Charcoal
E5T0589

Black
E5T0599

Navy
E5T0559

Lengths Available	UK SIZES	EU SIZES
Short Reg Long Unfinished	28 – 50	44 – 60



Create your own Style

If you are looking for a completely bespoke look, we understand the dynamics of your brief from the fabric, raw materials, design, sampling, manufacturing, environmental impacts and quality assurance through to the necessity of timely logistics.

We can create your full look from shirts to soft shells, knitwear to coats - saving you time and money by using one supplier to manage the whole process.

[Contact us to find out more about our Minimum Order Quantities](#)

Inside Leg Measurements		
Short	29"IL	74 ^{CM}
Regular	31"IL	79 ^{CM}
Long	33"IL	84 ^{CM}
Un Finished	37"IL	94 ^{CM}

Samples

Order a fabric swatch to feel the fabrio quality




Need help with a tender?

Contact us to discuss stock levels we will be happy to help you with your tender



Bankside
Classic Fit Jacket

Designed to create a classic silhouette allowing for ease of movement and extra comfort throughout the working day..



		
Plain Back	Notch Lapel	2 Internal Pockets
Charcoal E5J1589	Black E5J1599	Navy E5J1559

Lengths Available Petite Reg Long	UK SIZES 6 - 18 Petite 6 - 24 Reg 6 - 24 Long	EU SIZES 34 - 46 Short 34 - 52 Reg 34 - 52 Long
---	---	---



Adelphi
Waistcoat

Designed to create a classic yet flattering silhouette, allowing for comfort and ease of movement throughout the working day.

		
Fabric Back	5 Button Fastening	
Charcoal E5V0489	Black E5V0499	Navy E5V0459

Lengths Available Regular	UK SIZES 6 - 24	EU SIZES 34 - 52
-------------------------------------	---------------------------	----------------------------



Create your own Style

If you are looking for a completely bespoke look, we understand the dynamics of your brief from the fabric, raw materials, design, sampling, manufacturing, environmental impacts and quality assurance through to the necessity of timely logistics.

We can create your full look from shirts to soft shells, knitwear to coats - saving you time and money by using one supplier to manage the whole process.

[Contact us to find out more about our Minimum Order Quantities](#)



Size Guide
Petite Women under 5'2" tall
Regular Women between 5'3" & 5'9" tall
Long Women over 5'10" tall



Samples
Order a fabric swatch to feel the fabric quality





Wear with
All ladies jackets & waistcoats are designed to work with the all the Endurance trousers and skirts.

ENDURANCE
LADIES TROUSERS & SKIRTS



Chelsea Tailored Fit Trousers

Cut with a little extra room around the top of the leg and a neatly tapered leg to elongate the leg length.




			
Non functional back pocket welts		2 Front Pockets	
Charcoal E4LT489	Black E4LT499	Navy E4LT459	

Lengths Available	UK SIZES	EU SIZES
Petite Reg Long Unfinished	6 – 24	34 – 52



Astoria Pencil Skirt

The classic formal skirt remains a true hero piece. Shaped with a figure skimming fit, this chic skirt sits just above the knee.

		
Fully Lined	Front seam detail	Centre Vent
Charcoal E5S1289	Black E5S1299	Navy E5S1259

Lengths Available	UK SIZES	EU SIZES
Reg Long Regular (58cm 23" length) Long (64cm 25" length)	6 – 24	34 – 52



Create your own Style

If you are looking for a completely bespoke look, we understand the dynamics of your brief from the fabric, raw materials, design, sampling, manufacturing, environmental impacts and quality assurance through to the necessity of timely logistics.

We can create your full look from shirts to soft shells, knitwear to coats - saving you time and money by using one supplier to manage the whole process.

[Contact us to find out more about our Minimum Order Quantities](#)



Size Guide	
Petite	Women under 5'2" tall
Regular	Women between 5'3" & 5'9" tall
Long	Women over 5'10" tall



Samples
Order a fabric swatch to feel the fabric quality



Wear with
All ladies trousers are designed to work with the all the Endurance jackets and waistcoats.

Hem widths shows are based on a size 8

ENDURANCE ^{P.V.}

THE DURABLE POLY/VISCOSE COLLECTION

A fabric from the same stable as the Endurance Collection substituting wool for viscose for a more budget friendly alternative but with no lack of performance.

Fabric Composition

68 % Recycled Polyester
28 % Viscose
4 % Lycra Weft Stretch

360 Grams
Per Linear Metre

3 Colours Available

Black
Navy
Charcoal

How the fabric performs

- ✓ Comfortable
- ✓ Sustainability
- ✓ Durable
- ✓ Easy to wash and look after

Titanium Mens Jacket
Tungsten Tailored Fit Trousers
Charcoal

Diamond Ladies Jacket
Quartz Ladies Trousers
Charcoal



THE DURABLE POLY/VISCOSE COLLECTION

ENDURANCE P.V.



Images Above
Titanium Mens Jacket Interior
Charcoal

Ladies Quartz Trousers
Charcoal



Titanium Mens Jacket
Charcoal



What the fabric
designer says

Endurance P.V. traded wool for viscose but has no lack of performance. This is a 2/2 Twill fabric constructed to stand up to the more active and demanding roles.

Worn everyday by

- ✓ Bus, Rail and Road Industries
- ✓ Ceremonial Sectors
- ✓ Facilities Management

Tested to perfection


Durability	100,000 + Rubs on the Martindale test
Pilling	Grade 4/5
Fabric meets	Oeko-Tex standard 100

ENDURANCE P.V.
MENS JACKETS




Steel
Classic Fit Jacket


Designed to create a classic silhouette, this is our most generous fit allowing for ease of movement and extra comfort.



Side Vents



Notch Lapel



2 Button Fastening


Charcoal J9501C	Black J9501B	Navy J9501N
--------------------	-----------------	----------------

Lengths Available	UK SIZES	EU SIZES
Short Reg Long	34 – 50 Short 34 – 54 Reg 36 – 50 Long	44 – 60 Short 44 – 64 Reg 46 – 60 Long




Titanium
Tailored Fit Jacket


The regular fit has a tailored fit yet still allowing for ease of movement and comfort throughout the working day.



Side Vents



Notch Lapel



2 Button Fastening


Charcoal J9502C	Black J9502B	Navy J9502N
--------------------	-----------------	----------------

Lengths Available	UK SIZES	EU SIZES
Short Reg Long	34 – 50 Short 34 – 54 Reg 36 – 50 Long	44 – 60 Short 44 – 64 Reg 46 – 60 Long




Boron
Waistcoat

Designed to create a classic silhouette, the waistcoat comes in a generous fit allowing for comfort and ease of movement.




Fabric Back



5 Button Fastening

Charcoal V9501C	Black V9501B	Navy V9501N
--------------------	-----------------	----------------

Lengths Available	UK SIZES	EU SIZES
Regular	34 – 50	44 – 60




Create your own Style

If you are looking for a completely bespoke look, we understand the dynamics of your brief from the fabric, raw materials, design, sampling, manufacturing, environmental impacts and quality assurance through to the necessity of timely logistics.


We can create your full look from shirts to soft shells, knitwear to coats - saving you time and money by using one supplier to manage the whole process.

Contact us to find out more about our [Minimum Order Quantities](#)




Size Guide

Short	Men under 5'6" tall
Regular	Men between 5'7" & 6'1" tall
Long	Men over 6'1" tall



Samples

Order a fabric swatch to feel the fabric quality



Wear with

All mens jackets & waistcoats are designed to work with the all the Endurance P.V. trousers

ENDURANCE P.V.
MENS TROUSERS





PROMOTIONAL OFFER

This garment has promotional offers available on bulk orders
Please contact us directly



Stone
Classic Fit Trousers

A classic fit means the trousers provide plenty of room through the waist and leg.

			
Half Top Lined	2 Jetted Back Pockets	French Bearer	Single Pleat
Charcoal T9502C	Black T9502B	Navy T9502N	





Lengths Available	UK SIZES	EU SIZES
Short Reg Long Unfinished	28 – 50	44 – 60



←|→
FLEXIBLE
WAISTBAND

Stone Easy Waist
Classic Fit Trousers

Exactly the same as the Stone trouser yet a discreet elastic insert is fitted to the waistband to give waist ease while retaining a formal appearance.





			
Half Top Lined	2 Jetted Back Pockets	French Bearer	Single Pleat
Charcoal T9503C	Black T9503B	Navy T9503N	

Lengths Available	UK SIZES	EU SIZES
Short Reg Long Unfinished	28 – 50	44 – 60

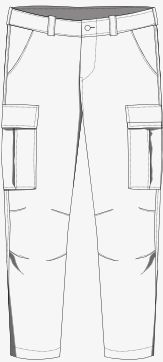


Tungsten
Tailored Fit Trousers

Cut with a little extra room at the seat and a neatly tapered leg. These flat fronted trousers provide definition without the restriction.

			
Half Top Lined	2 Jetted Back Pockets	French Bearer	Single Pleat
Charcoal T9501C	Black T9501B	Navy T9501N	

Lengths Available	UK SIZES	EU SIZES
Short Reg Long Unfinished	28 – 50	44 – 60




Create your own Style

If you are looking for a completely bespoke look, we understand the dynamics of your brief from the fabric, raw materials, design, sampling, manufacturing, environmental impacts and quality assurance through to the necessity of timely logistics.

We can create your full look from shirts to soft shells, knitwear to coats - saving you time and money by using one supplier to manage the whole process.


Contact us to find out more about our Minimum Order Quantities

I	Inside Leg Measurements		
	Short	29"IL	74 ^{CM}
	Regular	31"IL	79 ^{CM}
	Long	33"IL	84 ^{CM}
	Un Finished	37"IL	94 ^{CM}



Samples

Order a fabric swatch to feel the fabrio quality



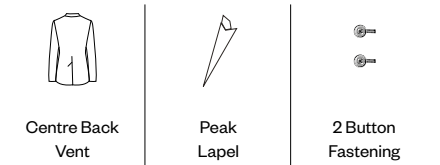
Need help with a tender?

Contact us to discuss stock levels we will be happy to help you with your tender



Diamond
Tailored Fit Jacket

Tailored to perfection, the jacket features peak lapels and elegant waist-cinching darts.



Charcoal J9500C	Black J9500B	Navy J9500N
--------------------	-----------------	----------------

Lengths Available	UK SIZES	EU SIZES
Petite Reg Long	4 – 20 Petite 4 – 24 Reg 6 – 24 Long	32 – 48 Petite 32 – 52 Reg 34 – 52 Long



PROMOTIONAL OFFER

This garment has promotional offers available on bulk orders
Please contact us directly

Porcelain
Waistcoat

Designed to create a classic yet flattering silhouette, allowing for comfort and ease of movement throughout the working day.



Charcoal V9500C	Black V9500B	Navy V9500N
--------------------	-----------------	----------------

Lengths Available	UK SIZES	EU SIZES
Regular	4 – 24	32 – 52



Create your own Style

If you are looking for a completely bespoke look, we understand the dynamics of your brief from the fabric, raw materials, design, sampling, manufacturing, environmental impacts and quality assurance through to the necessity of timely logistics.

We can create your full look from shirts to soft shells, knitwear to coats - saving you time and money by using one supplier to manage the whole process.

Contact us to find out more about our Minimum Order Quantities



Size Guide

Petite Women under 5'2" tall

Regular Women between 5'3" & 5'9" tall

Long Women over 5'10" tall



Samples

Order a fabric swatch to feel the fabric quality



Wear with




All ladies jackets & waistcoats are designed to work with the all the Endurance P.V. trousers, and skirts.

ENDURANCE P.V.
LADIES TROUSERS & SKIRTS



Quartz Tailored Fit Trousers

Cut with a little extra room around the top of the leg and a neatly tapered leg to elongate the leg length.




		
Key Loop	Non functional back pocket welts	2 Front Pockets
Charcoal T9500C	Black T9500B	Navy T9500N

Lengths Available	UK SIZES	EU SIZES
Petite Reg Long Unfinished	4 – 24	34 – 52



Cobalt Pencil Skirt

The classic formal skirt remains a true hero piece. Shaped with a figure skimming fit, this chic skirt sits just above the knee.

		
Fully Lined	2 Zip Pockets	Centre Vent
Charcoal S9500C	Black S9500B	Navy S9500N

Lengths Available	UK SIZES	EU SIZES
Reg Long Regular (58cm 23" length) Long (64cm 25" length)	4 – 24	32 – 52



Create your own Style

If you are looking for a completely bespoke look, we understand the dynamics of your brief from the fabric, raw materials, design, sampling, manufacturing, environmental impacts and quality assurance through to the necessity of timely logistics.

We can create your full look from shirts to soft shells, knitwear to coats - saving you time and money by using one supplier to manage the whole process.

[Contact us to find out more about our Minimum Order Quantities](#)



Size Guide
Petite Women under 5'2" tall
Regular Women between 5'3" & 5'9" tall
Long Women over 5'10" tall



Samples
Order a fabric swatch to feel the fabric quality



Wear with
All ladies trousers are designed to work with the all the Endurance P.V. jackets and waistcoats.

Hem widths shows are based on a size 8

EVENTS

THE EASY CARE VALUE COLLECTION

Ideal for the demanding environments of hospitality. The fabric is designed to look great day in, day out, wash after wash.

Fabric Composition

100 % Super Fine Natural
Stretch Polyester

290 Grams
Per Linear Metre

1 Colour Available

Black

How the fabric performs

- ✓ Comfortable
- ✓ Sustainability
- ✓ Durable
- ✓ Easy to wash and look after

Images Above
Wimbeldon Ladies Waistcoat
Black



EVENTS



Images Above
Olympia Mens Trousers
Black

Images Left
Olympia Mens Trousers
Black

Asoot Ladies Trousers
Black



What the fabric
designer says

A versatile twill construction
using high twist yarns that
ensures the uniform looks
good all day, every day.

Worn everyday by

- ✓ Hospitality
- ✓ Events and Promotion

Tested to perfection

Durability	140,000 + Rubs on the Martindale test
Pilling	Grade 4/5
Fabric meets	Oeko-Tex standard 100



Oval Waistcoat

Designed to create a classic silhouette, the waistcoat comes in a generous fit allowing for comfort and ease of movement. The back of the waistcoat has a lining back with an adjuster to create a smart look.

Black
W5007B

XS	S	M	L	XL	XXL	XXXL
34/36	38	40	42	44/46	48/50	52/54



Olympia
Tailored Fit Trousers

Cut with a little extra room at the seat and a neatly tapered leg. These flat fronted trousers provide definition without the restriction.



2 Welted
Back Pockets



Key
Loop

Black
T5002B

Lengths Available	UK SIZES	EU SIZES
Short Reg Long Unfinished	26 – 50	42 – 60



Principle Stripe
Classic Fit Trousers


A classic fit means the trousers provide plenty of room through the waist and leg.



Half Top
Lined



2 Jetted
Back Pockets



French
Bearer




Single
Pleat


Grey Formal Stripe
E4T0479

Lengths Available	UK SIZES	EU SIZES
Short Reg Long Unfinished	28 – 50	44 – 60

I	Inside Leg Measurements		
	Short	29"IL	74 ^{CM}
	Regular	31"IL	79 ^{CM}
	Long	33"IL	84 ^{CM}
	Un Finished	37"IL	94 ^{CM}



Samples
Order a fabric swatch
to feel the fabric quality



Need help with a tender?
Contact us to discuss stock levels we will
be happy to help you with your tender



Wimbledon
Waistcoat

Designed to create a classic yet flattering silhouette, allowing for comfort and ease of movement throughout the working day. The back of the waistcoat has a lining back with an adjuster to create a smart look.

Black
V5008B

XS	S	M	L	XL	XXL
4/6	8/10	12	14/16	18/20	22/24



Ascot
Tailored Fit Trousers

Cut with a little extra room at the seat and a neatly tapered leg. These flat fronted trousers provide definition without the restriction.

Black
T9006B

Lengths Available	UK SIZES	EU SIZES
Petite Reg Long Unfinished	4 – 24	32 – 52



I	Inside Leg Measurements		
	Short	29"IL	74 ^{CM}
	Regular	31"IL	79 ^{CM}
	Long	33"IL	84 ^{CM}
	Un Finished	37"IL	94 ^{CM}

Samples

Order a fabric swatch to feel the fabric quality

Need help with a tender?

Contact us to discuss stock levels we will be happy to help you with your tender



EASY CARE

Every garment is engineered to be washable in domestic washing machines

Every garment is engineered to withstand creasing and shine. We've spent years testing and trialling this garment so that your garment will last longer and look better if you follow the simple care guide.

All pieces are washable in a domestic machine. If wash instructions are followed correctly a minimum iron will restore the clothing to great shape.



Wash separately.
Machine wash as wool.
Do not use fabric softener.



Remove the garment immediately after the wash and pull gently into shape. Place on a hanger and allow to dry naturally.



If required iron on a medium setting using a damp cloth between the iron & the garment to prevent shine.



Do not tumble dry.

